



COURSE OUTLINE: AST812 - ENGINE SYSTEMS

Prepared: Stephen Kent

Approved: Corey Meunier, Chair, Technology and Skilled Trades

Course Code: Title	AST812: ENGINE SYSTEMS
Program Number: Name	6069: AUTO SERV TN LEVEL 3
Department:	MOTIVE POWER APPRENTICESHIP
Semesters/Terms:	20F, 21W
Course Description:	Upon successful completion the apprentice will have the ability to explain the operating principles of cooling systems, belt pulley systems, and lubrication systems, and perform maintenance, diagnose and service on these systems, the ability to explain and perform the recommended engine diagnostic and testing procedures, and the ability to explain recommended engine replacement and start-up procedures - all according to manufacturers' recommendations and trade practices.
Total Credits:	4
Hours/Week:	0
Total Hours:	36
Prerequisites:	There are no pre-requisites for this course.
Corequisites:	There are no co-requisites for this course.
Essential Employability Skills (EES) addressed in this course:	<p>EES 1 Communicate clearly, concisely and correctly in the written, spoken, and visual form that fulfills the purpose and meets the needs of the audience.</p> <p>EES 2 Respond to written, spoken, or visual messages in a manner that ensures effective communication.</p> <p>EES 3 Execute mathematical operations accurately.</p> <p>EES 4 Apply a systematic approach to solve problems.</p> <p>EES 5 Use a variety of thinking skills to anticipate and solve problems.</p> <p>EES 6 Locate, select, organize, and document information using appropriate technology and information systems.</p> <p>EES 7 Analyze, evaluate, and apply relevant information from a variety of sources.</p> <p>EES 8 Show respect for the diverse opinions, values, belief systems, and contributions of others.</p> <p>EES 9 Interact with others in groups or teams that contribute to effective working relationships and the achievement of goals.</p> <p>EES 10 Manage the use of time and other resources to complete projects.</p> <p>EES 11 Take responsibility for ones own actions, decisions, and consequences.</p>
Course Evaluation:	<p>Passing Grade: 50%, D</p> <p>A minimum program GPA of 2.0 or higher where program specific standards exist is required for graduation.</p>

In response to public health requirements pertaining to the COVID19 pandemic, course delivery and assessment traditionally delivered in-class, may occur remotely either in whole or in part in the 2020-2021 academic year.



SAULT COLLEGE | 443 NORTHERN AVENUE | SAULT STE. MARIE, ON P6B 4J3, CANADA | 705-759-2554

Other Course Evaluation & Assessment Requirements:

V. EVALUATION PROCESS/GRADING SYSTEM:

The final grade for this course will be based on the results of classroom, assignments and shop evaluations weighed as indicated:

Classroom 70% of the final grade is comprised of term tests

Shop 30% of the final grade is comprised of attendance, punctuality, preparedness, student ability, work organization and general attitude

(Student will be given notice of test and assignment dates in advance)

The following semester grades will be assigned to students:

Grade

Definition Grade Point Equivalent

A+ 90 - 100% 4.00

A 80 - 89%

B 70 - 79% 3.00

C 60 - 69% 2.00

D 50 - 59% 1.00

F (Fail) 49% and below 0.00

CR (Credit) Credit for diploma requirements has been awarded.

S Satisfactory achievement in field /clinical placement or non-graded subject area.

U Unsatisfactory achievement in field/clinical placement or non-graded subject area.

X A temporary grade limited to situations with extenuating circumstances giving a student additional time to complete the requirements for a course.

NR Grade not reported to Registrar's office.

W Student has withdrawn from the course without academic penalty.

Books and Required Resources:

Automotive Technology: A Systems Approach by Erjavec


Publisher: Thomson Nelson Learning Canada Edition: 3rd Canadian

Course Outcomes and Learning Objectives:

Course Outcome 1	Learning Objectives for Course Outcome 1
explain the operating principles of cooling systems, perform maintenance, diagnose and service according to manufacturers' recommendations.	LEARNING OUTCOMES AND CONTENT 1 Define the fundamentals of engine cooling systems. <ul style="list-style-type: none">fundamentals of coolant: convection, conduction and radiationtemperature effectsheat measurementthe effects of pressure on boiling points / ratio 2 Identify engine cooling system components. <ul style="list-style-type: none">liquid-cooled systems:full circulation

In response to public health requirements pertaining to the COVID19 pandemic, course delivery and assessment traditionally delivered in-class, may occur remotely either in whole or in part in the 2020-2021 academic year.





thermostat
radiators and heater cores
pressure caps
coolant pumps

- fans

electrical, viscous, mechanical
shrouds and deflectors

- oil coolers
- coolant level sensors

3 Explain the operation and effect of engine cooling systems.

- liquid cooled systems

4 Perform inspection and testing for an engines cooling system.

- visual inspection
- PH testing / quality of water
- pressure test liquid cooling system
- test coolant freeze protection, condition and compatibility
- test for both internal and external leakage

visual
fluorescent dye
pressure tester
temperature / leak relationship
cylinder leakage tester
combustion gas tester

- check for presence of transfer between systems
- test for system flow restrictions
- test engine temperature control operation

5 Research recommended cooling system service and maintenance procedures.

- external cooling system cleaning
- system flushing and anti-freeze replacement
- describe procedures for replacement of


thermostats
fan or fan drives or belts
radiators
water pump
heater cores
core plugs
flushing of oil coolers

Course Outcome 2	Learning Objectives for Course Outcome 2
explain the operating principles of belt and pulley systems, perform maintenance, diagnose and service according the manufacturers` recommendation.	1 Identify the types and applications of belt and pulley systems. <ul style="list-style-type: none">• double edged serpentine and V-belts• pulleys• manual adjusters• idlers / tensioners• routing diagrams

In response to public health requirements pertaining to the COVID19 pandemic, course delivery and assessment traditionally delivered in-class, may occur remotely either in whole or in part in the 2020-2021 academic year.

		<ul style="list-style-type: none"> • ratios <p>2 Perform recommended inspection and service procedures for belts and pulleys.</p> <ul style="list-style-type: none"> • identification • dimensions • cracks • wear • deterioration • alignment • tension • temperature • pulley wear • bearings <p>remove, replace and adjust belts pulleys idlers</p> <p>3 Diagnose and repair belt and pulley systems.</p> <ul style="list-style-type: none"> • check for vibration • check for noise • verify system condition
	Course Outcome 3	Learning Objectives for Course Outcome 3
	<p>explain the operating principles of lubrication systems, perform maintenance, diagnose and service according to manufacturers` recommendations.</p>	<p>1 Define the fundamentals of engine lubrication systems.</p> <ul style="list-style-type: none"> • friction • hydrodynamic lubrication • engine lubrication components • oil characteristics, properties, additives and classification • lubrication system cooling <p>2 Describe the characteristics and application of engine lubrication system components.</p> <ul style="list-style-type: none"> • types oil pumps • oil coolers and heat exchangers • oil filters and protection valve • oil pressure sending unit and pressure relief valve <p>3 Explain the operating principles of engine lubrication systems.</p> <ul style="list-style-type: none"> • oil pumps • oil filtering methods and characteristics • engine oils • heat exchangers • protection and pressure relief devices • oil life monitoring <p>4 Perform recommended inspection, testing and service procedures on lubrication systems.</p>

In response to public health requirements pertaining to the COVID19 pandemic, course delivery and assessment traditionally delivered in-class, may occur remotely either in whole or in part in the 2020-2021 academic year.



- visual inspection for oil leaks
 - engine running
 - engine off
 - perform engine oil pressure test
 - inspect engine oil condition and level
 - perform oil life monitor reset
 - identify the sources and detrimental effects of engine oil contamination
 - worn bearings
 - leaking gaskets and seals
 - auxiliary cooler defects
 - filters
 - fuel dilution
 - engine temperatures
 - oxidation
 - sludge
 - chemical reaction of oil and contaminants
 - oil additives
 - engine oil sampling
 - describe engine oil and filter replacement procedures
 - identify the significance of
 - selecting the correct engine oil
 - priming oil pumps and filters
 - oil and filter change intervals for all driving conditions
- 5 Research manufacturers` recommendations for lubrication system service and maintenance.
- prepare summary of oil pump overhaul and replacement procedures
 - oil pressure sending units and regulators
 - cleaning procedures

Course Outcome 4


explain and perform the recommended engine diagnostic and testing procedures following manufacturers` recommendations.

Learning Objectives for Course Outcome 4

- 1 Explain the fundamentals of engine component failure analysis and diagnosis.
- define diagnosis as applied to internal combustion engine failures
 - identify diagnostic procedures for primary and secondary causes of component failure
 - explain diagnostic procedures for:
 - lubricating systems
 - cooling systems
 - power loss
 - oil consumption
 - engine-related noises
 - vibrations
 - mechanical failure
 - normal wear
- 2 Perform recommended inspection and testing procedures to

In response to public health requirements pertaining to the COVID19 pandemic, course delivery and assessment traditionally delivered in-class, may occur remotely either in whole or in part in the 2020-2021 academic year.





determine causes of engine failures.

- perform engine component assessment for failure analysis on:
 - valve timing mechanism
 - effect of wear on gears, chains and belts
 - valve timing
 - valve lash
 - balance shafts
 - camshafts
 - blocks and crankshafts
 - cylinders, pistons and rings
 - connecting rods and pins
 - bearings and seals
 - mechanical failure
 - normal wear

3 Explain the principles of operation of engine testing and diagnostic equipment.

- vacuum testers
- compression
- cylinder leakage

4 Perform assigned operations using vacuum, compression and cylinder leakage equipment.

- vacuum testing
- compression testing
- cylinder leakage
- valve adjustment
- identify and verify valve marks and correct valve timing

Course Outcome 5	Learning Objectives for Course Outcome 5
<p>explain recommended engine replacement and start-up procedures according manufacturers` recommendation and</p>	<p>1 Research manufacturers` recommendations for engine removal and installation.</p> <ul style="list-style-type: none"> • sequence • lifting techniques • storing and supporting components • explain the procedures to remove and replace an engine • draining of fluids and recovery of refrigerants • replacement precautions <p>2 Describe the principles and procedures used in the initial start-up of an overhauled engine assembly.</p> <ul style="list-style-type: none"> • oil circuit priming • oil levels • basic timing adjustments • supercharger and turbocharger precautions

Evaluation Process and Grading System:

Evaluation Type	Evaluation Weight
shop	30%

In response to public health requirements pertaining to the COVID19 pandemic, course delivery and assessment traditionally delivered in-class, may occur remotely either in whole or in part in the 2020-2021 academic year.

	Theory Tests	70%
--	--------------	-----

Date: September 2, 2020

Addendum: Please refer to the course outline addendum on the Learning Management System for further information.

In response to public health requirements pertaining to the COVID19 pandemic, course delivery and assessment traditionally delivered in-class, may occur remotely either in whole or in part in the 2020-2021 academic year.

 SAULT COLLEGE | 443 NORTHERN AVENUE | SAULT STE. MARIE, ON P6B 4J3, CANADA | 705-759-2554